LOUISIANA TECH UNIVERSITY – COMPUTING CENTER

Test Scoring Service - Request Form

*** FOR OFFICE USE ONLY***	
TEST IN	**TEST OUT**
Card Number: 233	Pick-up Name:
Dispatcher's Initials: JM	Dispatcher's Initials:
Date: 11/14/19 Time: 9:00	Date: / / Time: :

☐ Check here if no receipt card

Operators:

Key RED indicated information, in order of appearance, as Test headings in Remark.

Verify number of last question ☐ **Operator initials:** _____

***** COMPLETED BY INSTRUCTOR*****

TEST INFORMATION

COURSE ID: DUCK111

INSTRUCTOR: DUNND

DATE OF TEST: 11/13/19

NUMBER OF LAST QUESTION: 020

TEST GRADING OPTIONS

Basic Analysis option 1:	☐	
Extended Analysis option 2:	☐	Basic Analysis reports + Student Grade Report (for individual student)
Extended Analysis option 3:	☑	Extended Analysis reports option 2 + Answer Sheet Images
Point Value:	☐	Need to fill out Point Value Sheet on back of this form. Can be added to any of the options above and combined with Extra Credit.
Extra Credit – EC (Bonus points):	☐	Indicate Extra credit questions on the back and add point value if any for same. Can be added to any of the options above and combined with Point Value.

Q	Point Value	EC ☑	Q	Point Value	EC ☑	Q	Point Value	EC ☑	Q	Point Value	EC ☑	Q	Point Value	EC ☑
1			37			73			109			145		
2			38			74			110			146		
3			39			75			111			147		
4			40			76			112			148		
5			41			77			113			149		
6			42			78			114			150		
7			43			79			115			151		
8			44			80			116			152		
9			45			81			117			153		
10			46			82			118			154		
11			47			83			119			155		
12			48			84			120			156		
13			49			85			121			157		
14			50			86			122			158		
15			51			87			123			159		
16			52			88			124			160		
17			53			89			125			161		
18			54			90			126			162		
19			55			91			127			163		
20			56			92			128			164		
21			57			93			129			165		
22			58			94			130			166		
23			59			95			131			167		
24			60			96			132			168		
25			61			97			133			169		
26			62			98			134			170		
27			63			99			135			171		
28			64			100			136			172		
29			65			101			137			173		
30			66			102			138			174		
31			67			103			139			175		
32			68			104			140			176		
33			69			105			141			177		
34			70			106			142			178		
35			71			107			143			179		
36			72			108			144			180		

EC – Extra Credit

Test Analysis Report

233

Duck 111 | **Dunn D** | **11/13/19**

Overall

9 Students
Average Score: 73.10%
High Score: 100.00% (000011111 ABEARD)
Low Score: 52.63% (113336777 GREEN , 101234567)

Hardest Questions	Percent Correct
Q18	44.44%
Q14	55.56%
Q20	55.56%
Q6	55.56%
Q8	55.56%
Q12	66.67%
Q16	66.67%
Q2	66.67%
Q5	66.67%
Q15	77.78%

Easiest Questions	Percent Correct
Q1	88.89%
Q11	88.89%
Q13	88.89%
Q3	88.89%
Q4	88.89%
Q7	88.89%
Q9	88.89%
Q15	77.78%
Q17	77.78%
Q19	77.78%

Student Statistics Report

233

Duck 111 | **Dunn D** | **11/13/19**

Overall

Class Average: 73.10%

Student	Grade	Total	Percent	Incorrect	Missing	Percentile
000011111 ABEARD	A	19 / 19	100.00	0	0	100
113336777 GREEN	F	10 / 19	52.63	8	1	0
099877777 HARRIS	D	13 / 19	68.42	6	0	37
987654321 HOWS	C	15 / 19	78.95	3	1	50
900333666 PACE	B	16 / 19	84.21	3	0	87
225566444 SMITH	C	15 / 19	78.95	4	0	50
STEHR	D	12 / 19	63.16	6	1	25
WILLIAMS	C	15 / 19	78.95	0	4	50
101234567	F	10 / 19	52.63	9	0	0
Mean	C	13.89	73.10	4.33	0.78	44.33

Class Frequency Distribution Report

233

Duck 111	**Dunn D**	**11/13/19**

Overall Mean Score: 73.10%

Grade	Percent Score	Raw Score	Frequency	Percent
A	90.00 - 100.00	17.10 - 19.00	1	11.11
B	80.00 - 89.99	15.20 - 17.09	1	11.11
C	70.00 - 79.99	13.30 - 15.19	3	33.33
D	60.00 - 69.99	11.40 - 13.29	2	22.22
F	0.00 - 59.99	0.00 - 11.39	2	22.22

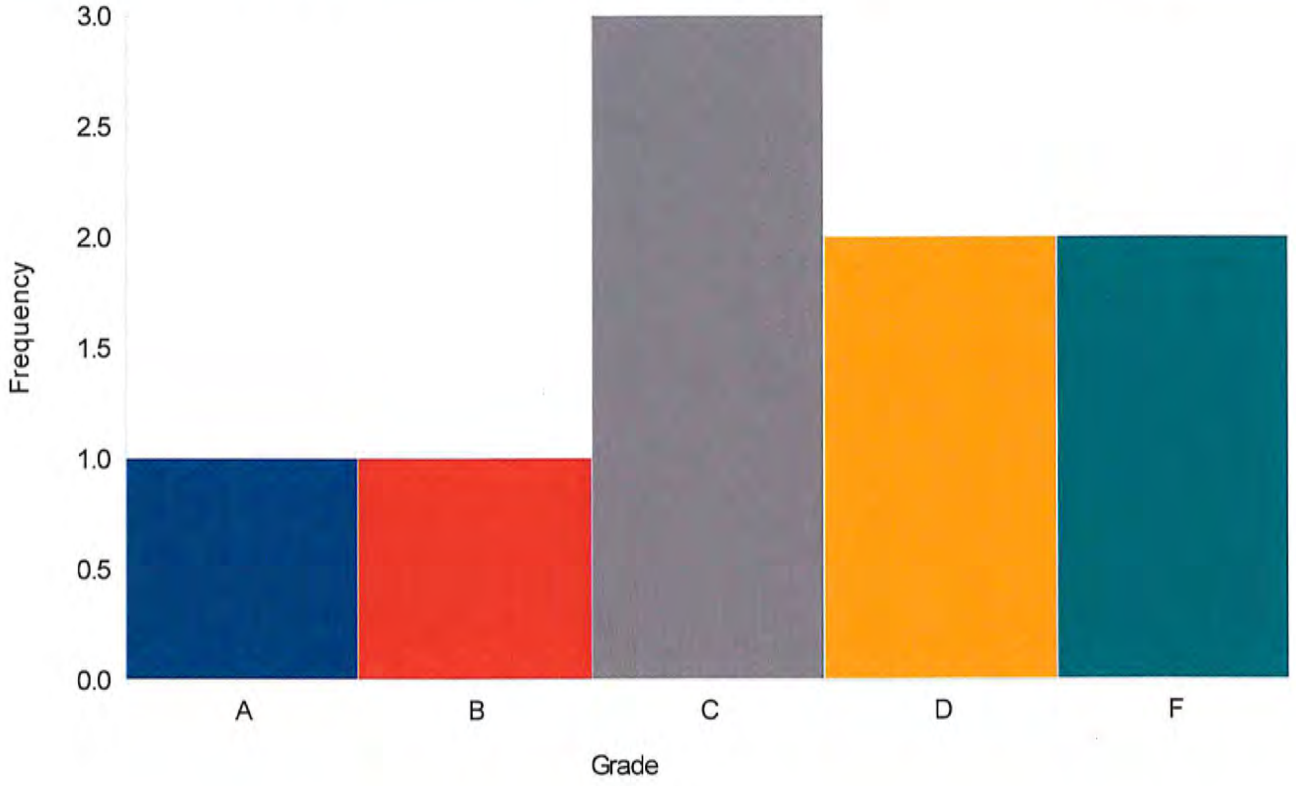

Student Score Histogram Report

233

Duck 111 | **Dunn D** | **11/13/19**

Total Possible Points:	19	**Median Score:**	15	**Maximum Score:**	19
Total Students:	9	**Mean Score:**	13.89	**Minimum Score:**	10
Standard Deviation:	2.77	**Reliability Coefficient (KR20):**	0.60	**Range of Scores:**	9

Overall

Mean Score: 73.10%

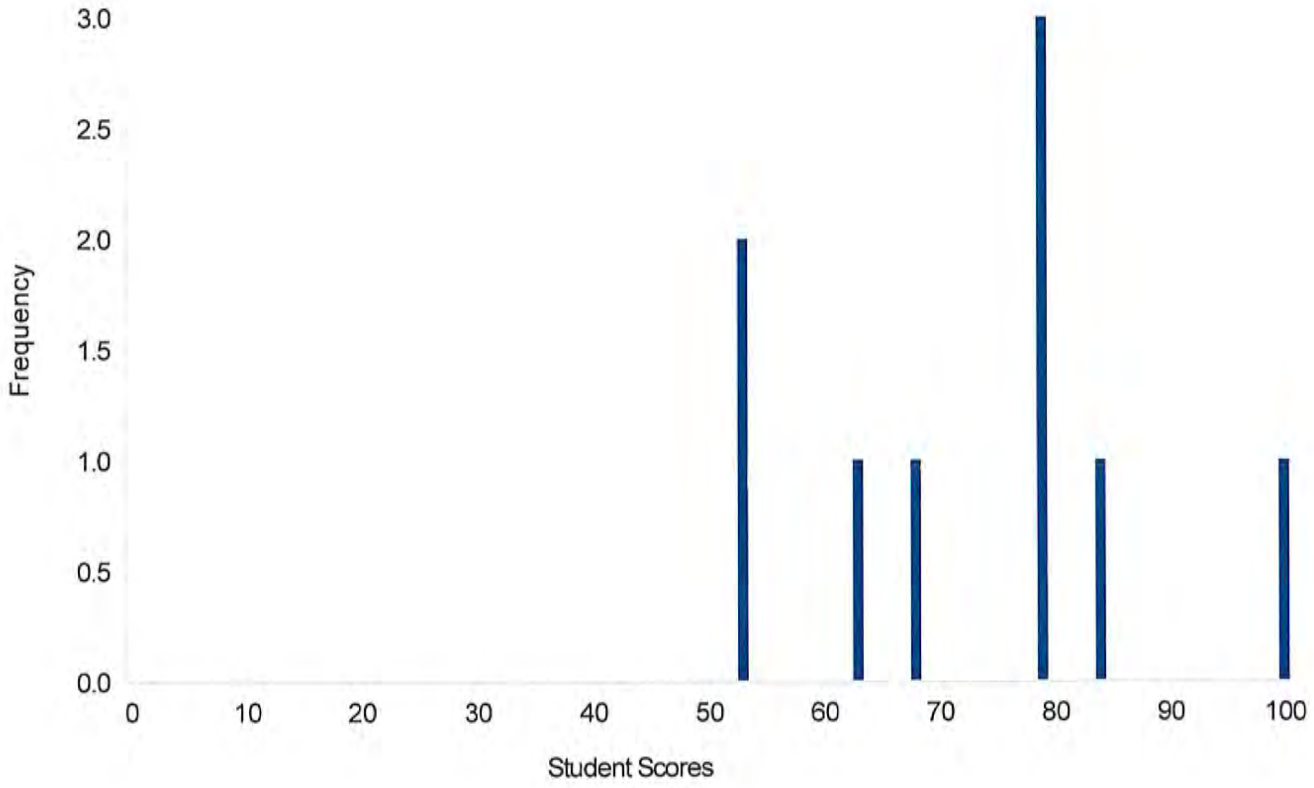

Student Response Report

233

Duck 111 | **Dunn D** | **11/13/19**

Legend: Correct: ■ Incorrect: ■ Partial Credit: ■ Unanswered or Other Incorrect Response: □ Multiple Responses: *

Students:	Total Score	Percent Score	Grade	Q1	Q2	Q3	Q4	Q5	Q6	Q7	Q8	Q9	Q11	Q12	Q13	Q14	Q15	Q16	Q17	Q18	Q19	Q20
Answer Key:	19	100.00		D	C	E	A	A|C	A	E	E	C	C	E	A	A	A	A	B	B	B	C
000011111 ABEARD	19	100.00	A	D	C	E	A	A	A	E	E	C	C	E	A	A	A	A	B	B	B	C
113336777 GREEN	10	52.63	F	D		E	A	*	B	D	D	C	C	E	A	A	A	C	C	C	C	C
099877777 HARRIS	13	68.42	D	D	C	E	A	C	A	E	E	C	B	D	B	C	*	A	B	B	B	A
987654321 HOWS	15	78.95	C	D	C	*	A	C		E	E	B	C	A	A	A	A	A	B	B	B	C
900333666 PACE	16	84.21	B	D	C	E	A	*	A	E	E	C	C	E	A	A	B	A	B	A	B	C
225566444 SMITH	15	78.95	C	D	C	E	A	B	*	E	D	C	C	E	A	B	A	A	B	B	B	C
STEHR	12	63.16	D	E		E	A	A	A	E	C	C	C	E	A	C	A	E	B	A	B	D
WILLIAMS	15	78.95	C	D	C	E	A	C	A	E	E	C	C	E	A	A	A	A				
101234567	10	52.63	F	D	A	E	B	C	D	E	B	C	C	D	A	C	A	B	B	C	B	A
Average:	13.89	73.10	C	89	67	89	89	67	56	89	56	89	89	67	89	56	78	67	78	44	78	56

Student Grade Report

233

Duck 111 **Dunn D** **11/13/19**

Legend: Incorrect: Partial Credit:

Student: 000011111 ABEARD

	Grade	Total Score	Score (%)
Overall	A	19 / 19	100.00

Responses

Question	Response	Correct Answer
Q1	D	
Q2	C	
Q3	E	
Q4	A	
Q5	A	
Q6	A	
Q7	E	

Question	Response	Correct Answer
Q8	E	
Q9	C	
Q11	C	
Q12	E	
Q13	A	
Q14	A	
Q15	A	

Question	Response	Correct Answer
Q16	A	
Q17	B	
Q18	B	
Q19	B	
Q20	C	

Student Grade Report

233

Duck 111 | **Dunn D** | **11/13/19**

Legend: Incorrect: ☐ Partial Credit: ☐

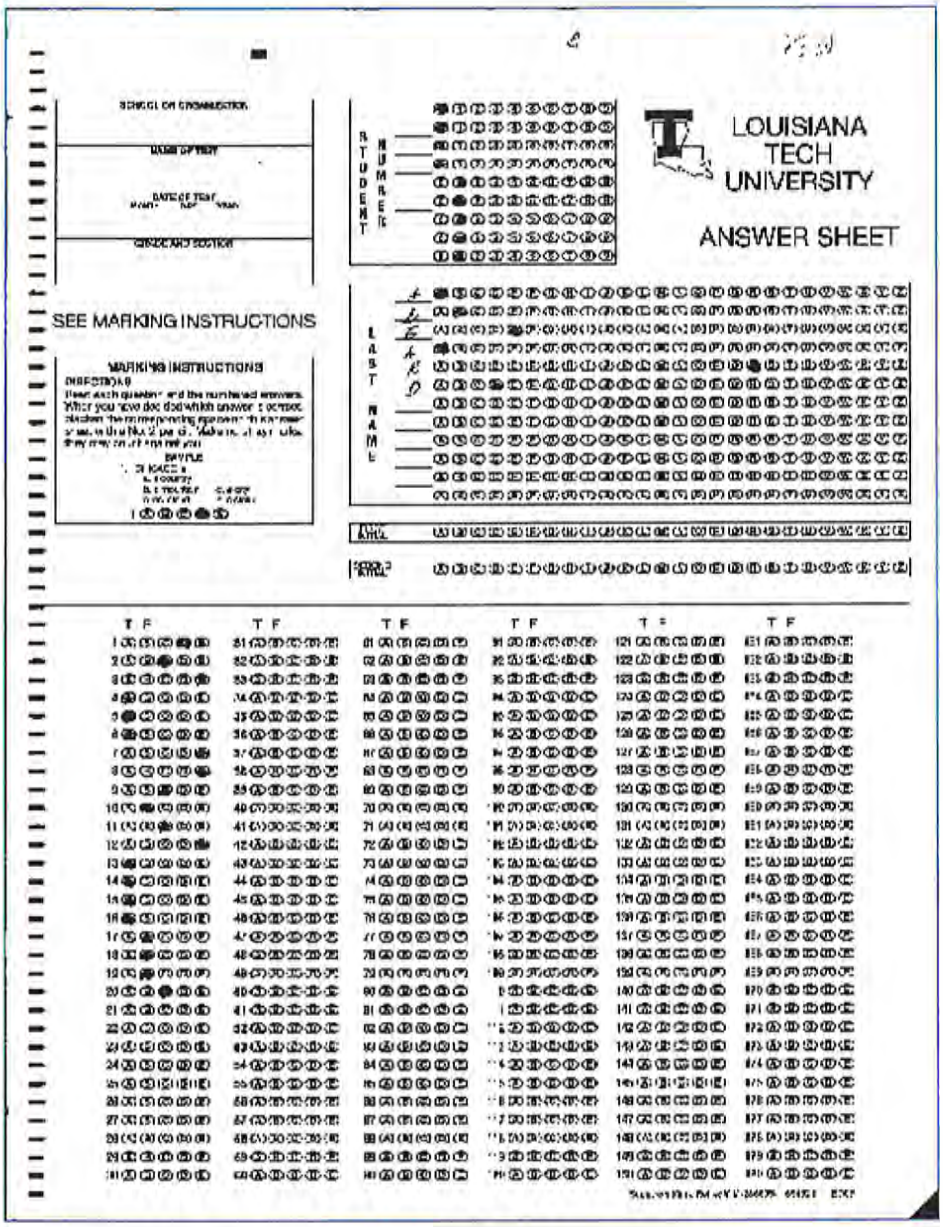

Student Grade Report

233

Duck 111 **Dunn D** **11/13/19**

Legend: Incorrect: Partial Credit:

Student: 113336777 GREEN

	Grade	Total Score	Score (%)
Overall	F	10 / 19	52.63

Responses

Question	Response	Correct Answer
Q1	D	
Q2	*	C
Q3	E	
Q4	A	
Q5	(A,C)	(A|C)
Q6	B	A
Q7	D	E

Question	Response	Correct Answer
Q8	D	E
Q9	C	
Q11	C	
Q12	E	
Q13	A	
Q14	A	
Q15	A	

Question	Response	Correct Answer
Q16	C	A
Q17	C	B
Q18	C	B
Q19	C	B
Q20	C	

Student Grade Report

233

Duck 111 | **Dunn D** | **11/13/19**

Legend: Incorrect: ☐ Partial Credit: ☐

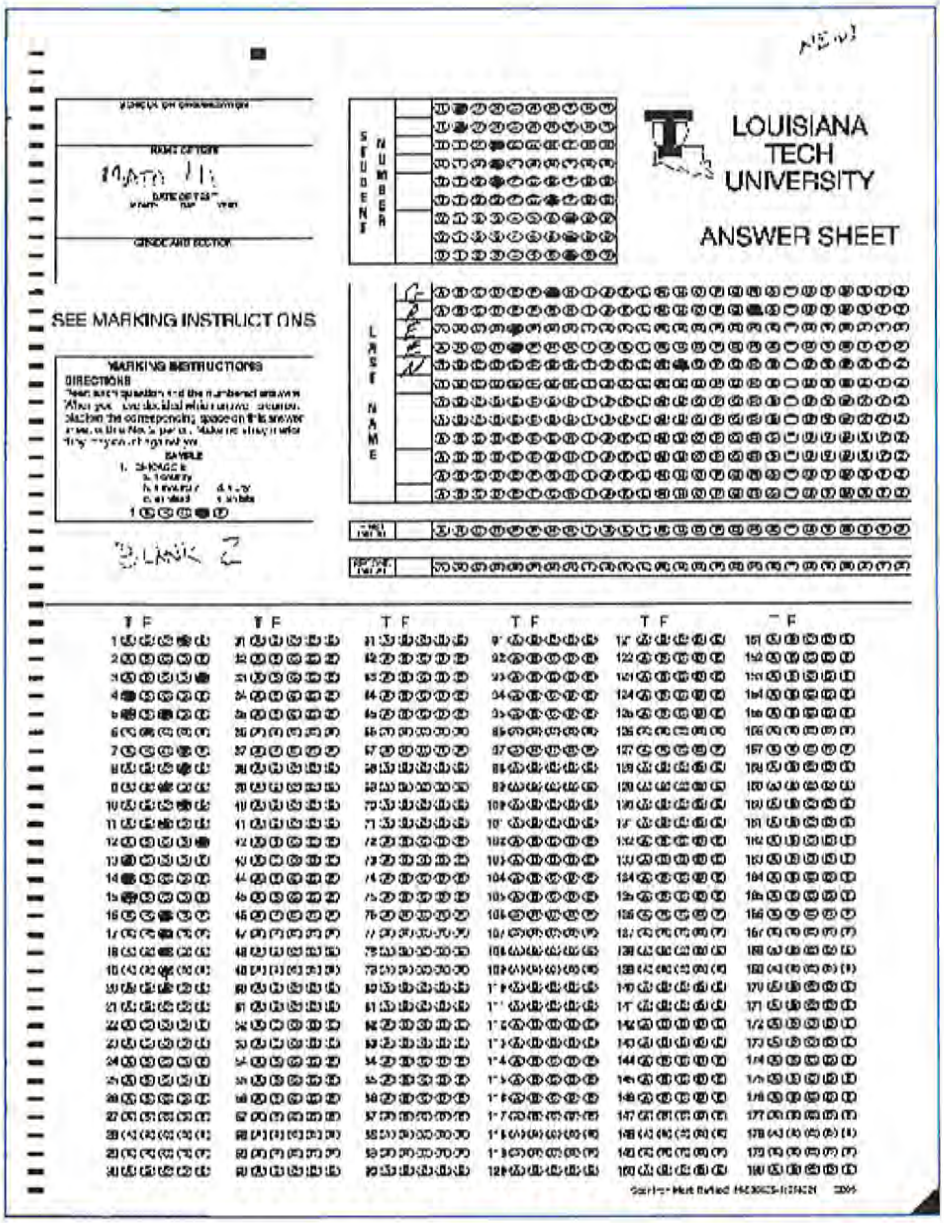

Student Grade Report

233

Duck 111 **Dunn D** **11/13/19**

Legend: Incorrect: Partial Credit:

Student: 099877777 HARRIS

	Grade	Total Score	Score (%)
Overall	D	13 / 19	68.42

Responses

Question	Response	Correct Answer
Q1	D	
Q2	C	
Q3	E	
Q4	A	
Q5	C	
Q6	A	
Q7	E	

Question	Response	Correct Answer
Q8	E	
Q9	C	
Q11	B	C
Q12	D	E
Q13	B	A
Q14	C	A
Q15	(B,C)	A

Question	Response	Correct Answer
Q16	A	
Q17	B	
Q18	B	
Q19	B	
Q20	A	C

Student Grade Report

233

Duck 111 | **Dunn D** | **11/13/19**

Legend: Incorrect: Partial Credit:



Student Grade Report

233

Duck 111 **Dunn D** **11/13/19**

Legend: Incorrect: Partial Credit:

Student: 987654321 HOWS

	Grade	Total Score	Score (%)
Overall	C	15 / 19	78.95

Responses

Question	Response	Correct Answer
Q1	D	
Q2	C	
Q3	(B,D)	E
Q4	A	
Q5	C	
Q6	*	A
Q7	E	

Question	Response	Correct Answer
Q8	E	
Q9	B	C
Q11	C	
Q12	A	E
Q13	A	
Q14	A	
Q15	A	

Question	Response	Correct Answer
Q16	A	
Q17	B	
Q18	B	
Q19	B	
Q20	C	

Student Grade Report

233

Duck 111 | **Dunn D** | **11/13/19**

Legend: Incorrect: Partial Credit:

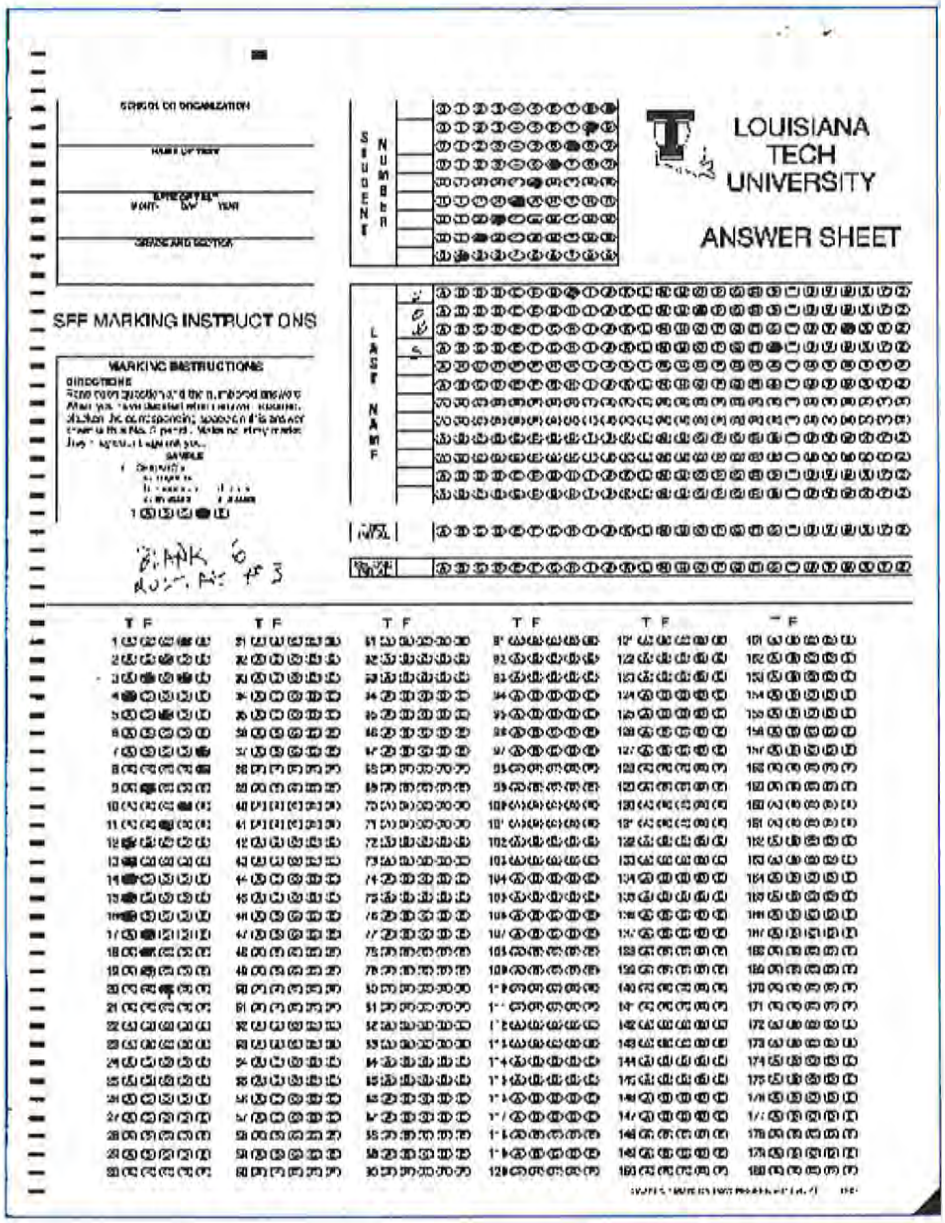

Student Grade Report

233

Duck 111 **Dunn D** **11/13/19**

Legend: Incorrect: Partial Credit:

Student: 900333666 PACE

	Grade	Total Score	Score (%)
Overall	B	16 / 19	84.21

Responses

Question	Response	Correct Answer
Q1	D	
Q2	C	
Q3	E	
Q4	A	
Q5	(A,D)	(A|C)
Q6	A	
Q7	E	

Question	Response	Correct Answer
Q8	E	
Q9	C	
Q11	C	
Q12	E	
Q13	A	
Q14	A	
Q15	B	A

Question	Response	Correct Answer
Q16	A	
Q17	B	
Q18	A	B
Q19	B	
Q20	C	

Student Grade Report

233

Duck 111 | **Dunn D** | **11/13/19**

Legend: Incorrect: Partial Credit:

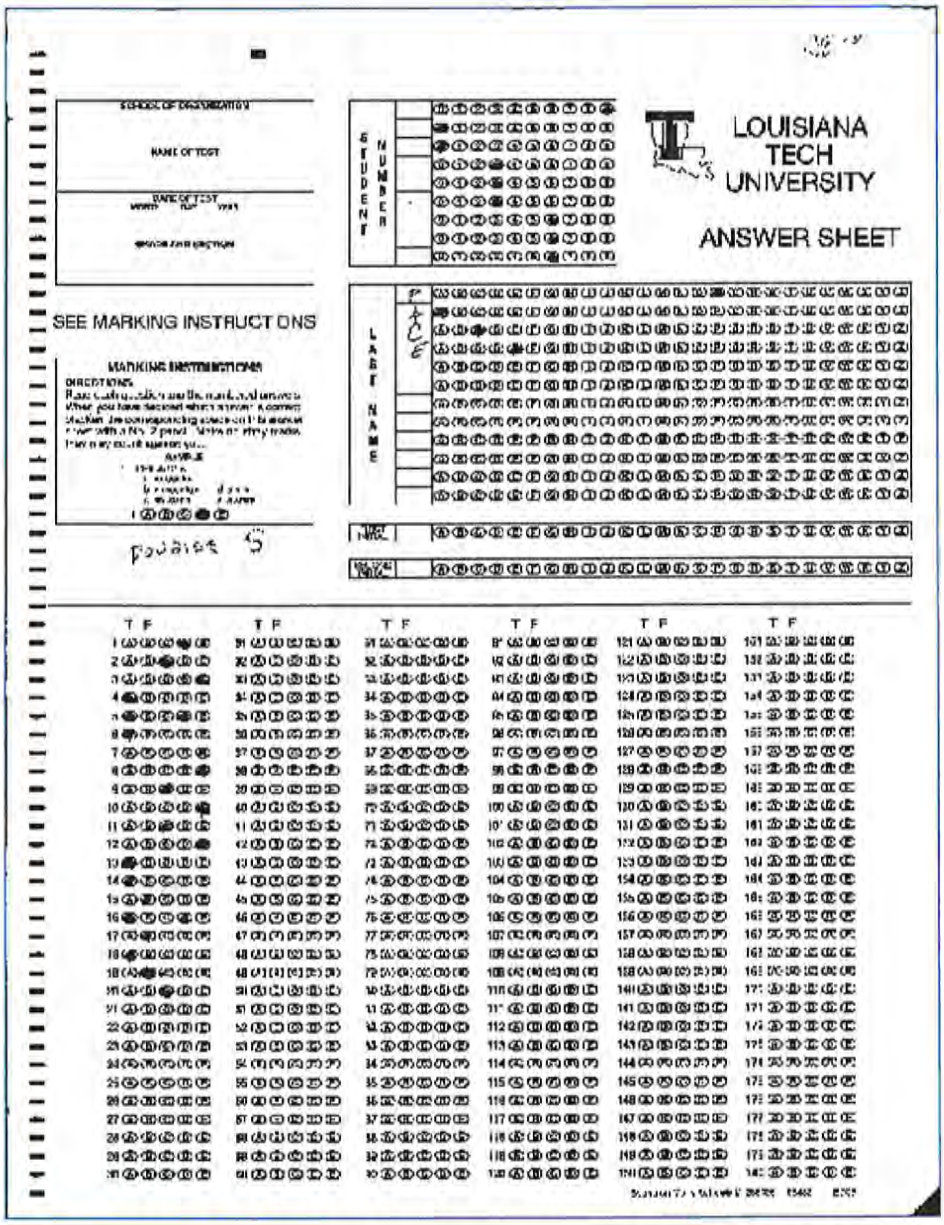

Student Grade Report

233

Duck 111 **Dunn D** **11/13/19**

Legend: Incorrect: Partial Credit:

Student: 225566444 SMITH

	Grade	Total Score	Score (%)
Overall	C	15 / 19	78.95

Responses

Question	Response	Correct Answer
Q1	D	
Q2	C	
Q3	E	
Q4	A	
Q5	**B**	(A|C)
Q6	**(A,E)**	A
Q7	E	

Question	Response	Correct Answer
Q8	**D**	E
Q9	C	
Q11	C	
Q12	E	
Q13	A	
Q14	**B**	A
Q15	A	

Question	Response	Correct Answer
Q16	A	
Q17	B	
Q18	B	
Q19	B	
Q20	C	

Student Grade Report

233

Duck 111 | **Dunn D** | **11/13/19**

Legend: Incorrect: Partial Credit:

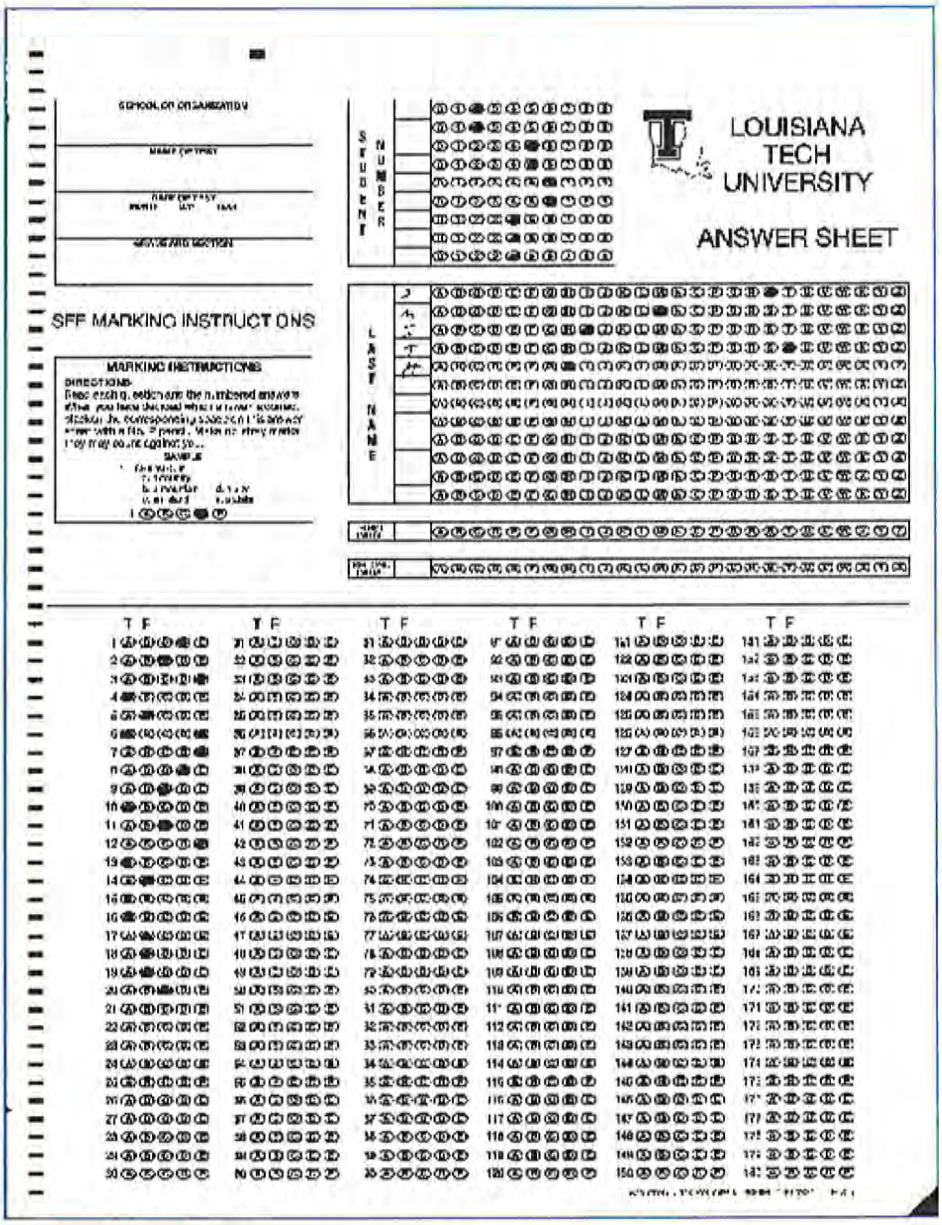

Student Grade Report

233

Duck 111 **Dunn D** **11/13/19**

Legend: Incorrect: Partial Credit:

Student: STEHR

	Grade	Total Score	Score (%)
Overall	D	12 / 19	63.16

Responses

Question	Response	Correct Answer
Q1	E	D
Q2	*	C
Q3	E	
Q4	A	
Q5	A	
Q6	A	
Q7	E	

Question	Response	Correct Answer
Q8	C	E
Q9	C	
Q11	C	
Q12	E	
Q13	A	
Q14	C	A
Q15	A	

Question	Response	Correct Answer
Q16	E	A
Q17	B	
Q18	A	B
Q19	B	
Q20	D	C

Student Grade Report

233

Duck 111 | **Dunn D** | **11/13/19**

Legend: Incorrect: Partial Credit:

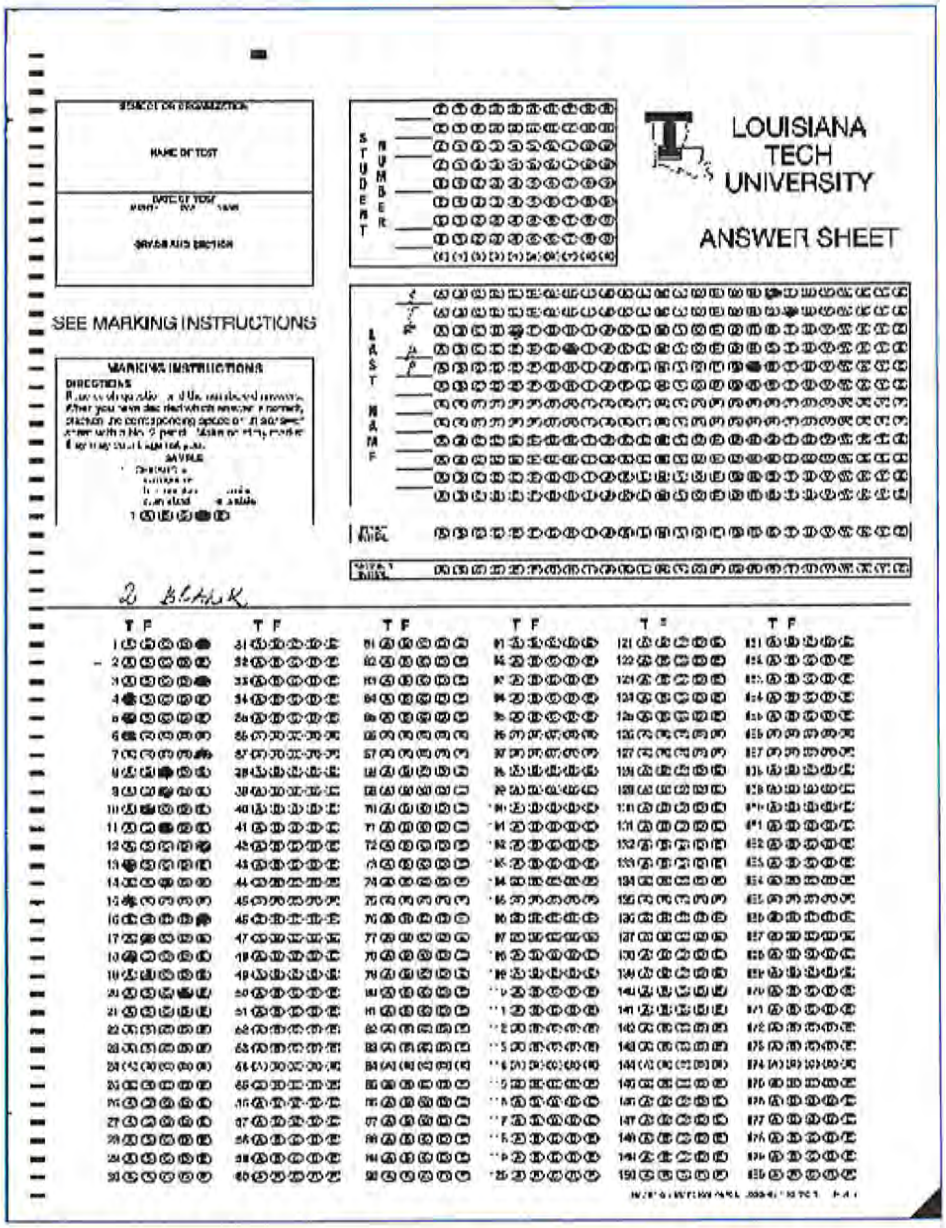

Student Grade Report

233

Duck 111 **Dunn D** **11/13/19**

Legend: Incorrect: Partial Credit:

Student: WILLIAMS

	Grade	Total Score	Score (%)
Overall	C	15 / 19	78.95

Responses

Question	Response	Correct Answer
Q1	D	
Q2	C	
Q3	E	
Q4	A	
Q5	C	
Q6	A	
Q7	E	

Question	Response	Correct Answer
Q8	E	
Q9	C	
Q11	C	
Q12	E	
Q13	A	
Q14	A	
Q15	A	

Question	Response	Correct Answer
Q16	A	
Q17	*	B
Q18	*	B
Q19	*	B
Q20	*	C

Student Grade Report

233

Duck 111 | **Dunn D** | **11/13/19**

Legend: Incorrect: ☐ Partial Credit: ☐

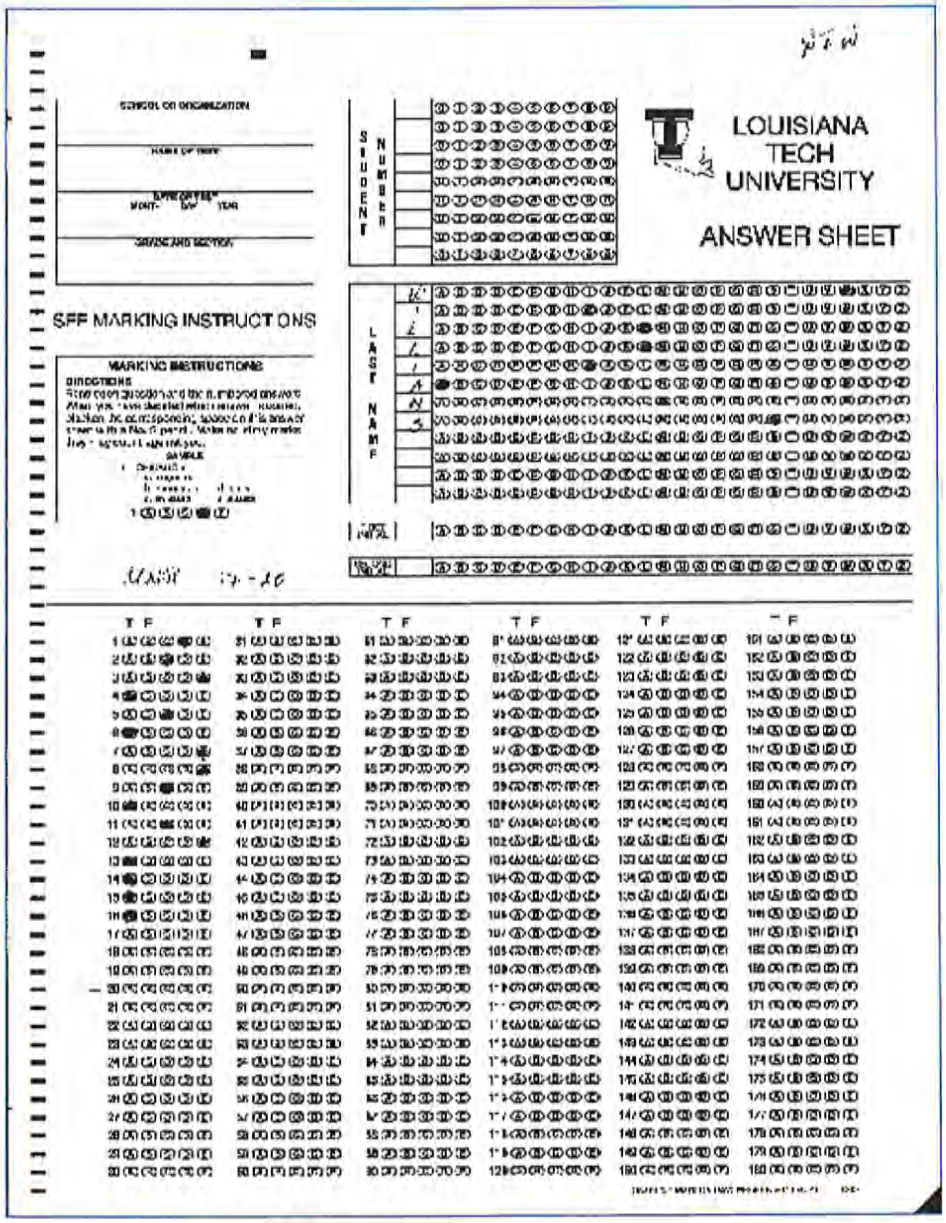

Student Grade Report

233

Duck 111 **Dunn D** **11/13/19**

Legend: Incorrect: Partial Credit:

Student: 101234567

	Grade	Total Score	Score (%)
Overall	F	10 / 19	52.63

Responses

Question	Response	Correct Answer
Q1	D	
Q2	A	C
Q3	E	
Q4	B	A
Q5	C	
Q6	D	A
Q7	E	

Question	Response	Correct Answer
Q8	B	E
Q9	C	
Q11	C	
Q12	D	E
Q13	A	
Q14	C	A
Q15	A	

Question	Response	Correct Answer
Q16	B	A
Q17	B	
Q18	C	B
Q19	B	
Q20	A	C

Student Grade Report

233

Duck 111 | **Dunn D** | **11/13/19**

Legend: Incorrect: Partial Credit:

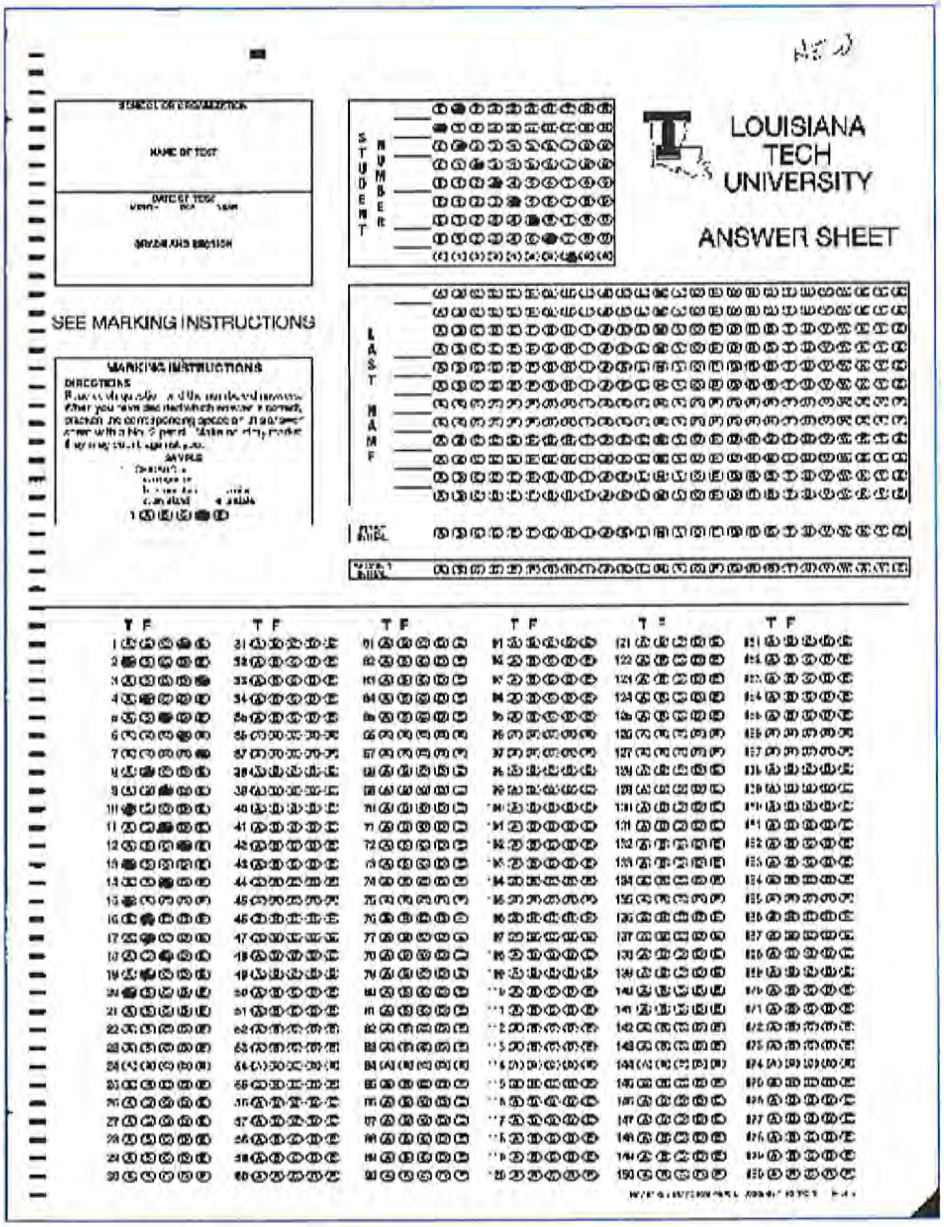

Condensed Test Report

233

Duck 111 | **Dunn D** | **11/13/19**

Legend: Distractors Chosen More than Correct Answer:

Total Possible Points:	19	**Median Score:**	15	**Maximum Score:**	19
Total Students:	9	**Mean Score:**	13.89	**Minimum Score:**	10
Standard Deviation:	2.77	**Reliability Coefficient (KR20):**	0.60	**Range of Scores:**	9

No.	Question	Correct Answer	Response Frequencies					Correct Group Responses		
			A	B	C	D	E	Total %	Upper 27%	Lower 27%
1	Q1	D	0.00	0.00	0.00	**88.89**	11.11	88.89	100.00	100.00
2	Q2	C	11.11	0.00	**66.67**	0.00	0.00	66.67	100.00	0.00
3	Q3	E	0.00	0.00	0.00	0.00	**88.89**	88.89	100.00	100.00
4	Q4	A	**88.89**	11.11	0.00	0.00	0.00	88.89	100.00	50.00
5	Q5	A|C	**22.22**	11.11	**44.44**	0.00	0.00	66.67	50.00	50.00
6	Q6	A	**55.56**	11.11	0.00	11.11	0.00	55.56	100.00	0.00
7	Q7	E	0.00	0.00	0.00	11.11	**88.89**	88.89	100.00	50.00
8	Q8	E	0.00	11.11	11.11	22.22	**55.56**	55.56	100.00	0.00
9	Q9	C	0.00	11.11	**88.89**	0.00	0.00	88.89	100.00	100.00
10	Q11	C	0.00	11.11	**88.89**	0.00	0.00	88.89	100.00	100.00
11	Q12	E	11.11	0.00	0.00	22.22	**66.67**	66.67	100.00	50.00
12	Q13	A	**88.89**	11.11	0.00	0.00	0.00	88.89	100.00	100.00
13	Q14	A	**55.56**	11.11	33.33	0.00	0.00	55.56	100.00	50.00
14	Q15	A	**77.78**	11.11	0.00	0.00	0.00	77.78	50.00	100.00
15	Q16	A	**66.67**	11.11	11.11	0.00	11.11	66.67	100.00	0.00
16	Q17	B	0.00	**77.78**	11.11	0.00	0.00	77.78	100.00	50.00
17	Q18	B	22.22	**44.44**	22.22	0.00	0.00	44.44	50.00	0.00
18	Q19	B	0.00	**77.78**	11.11	0.00	0.00	77.78	100.00	50.00
19	Q20	C	22.22	0.00	**55.56**	11.11	0.00	55.56	100.00	50.00

Test Item Statistics Report

233

Duck 111 | **Dunn D** | **11/13/19**

Question		Summary Statistics				Reliability
Question	Points	Graded	Correct	Incorrect	Missing	Percent Correct
Q1	1	9	8	1	0	88.89
Q2	1	9	6	1	2	66.67
Q3	1	9	8	1	0	88.89
Q4	1	9	8	1	0	88.89
Q5	1	9	6	3	0	66.67
Q6	1	9	5	3	1	55.56
Q7	1	9	8	1	0	88.89
Q8	1	9	5	4	0	55.56
Q9	1	9	8	1	0	88.89
Q11	1	9	8	1	0	88.89
Q12	1	9	6	3	0	66.67
Q13	1	9	8	1	0	88.89
Q14	1	9	5	4	0	55.56
Q15	1	9	7	2	0	77.78
Q16	1	9	6	3	0	66.67
Q17	1	9	7	1	1	77.78
Q18	1	9	4	4	1	44.44
Q19	1	9	7	1	1	77.78
Q20	1	9	5	3	1	55.56